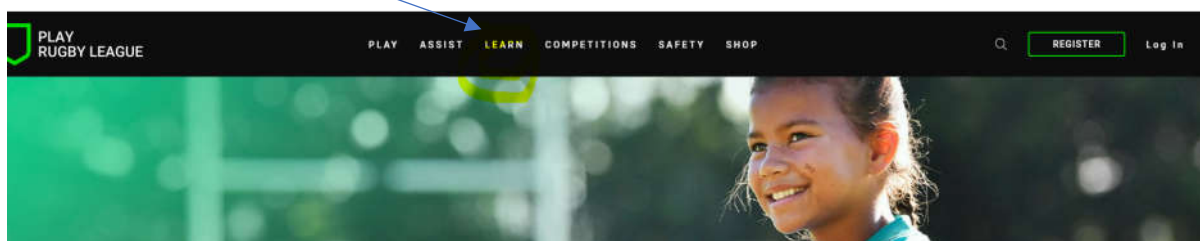


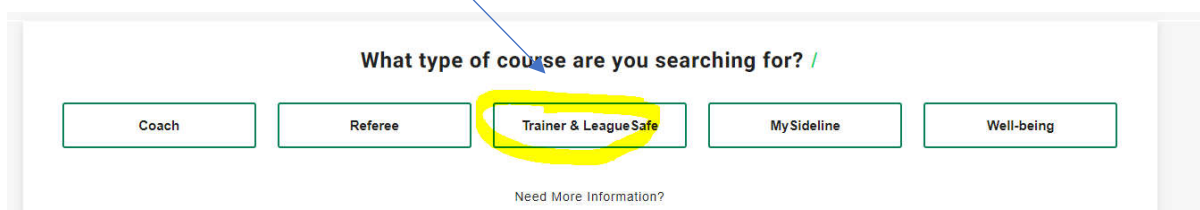
League First Aid & Level 1 Sport Trainer

1. Go to Play Rugby League Site
<https://www.playrugbyleague.com/>

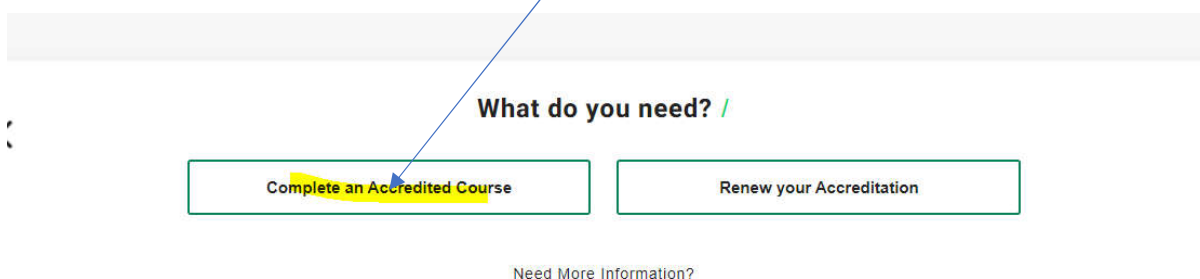
2. Click on 'Learn Tab'



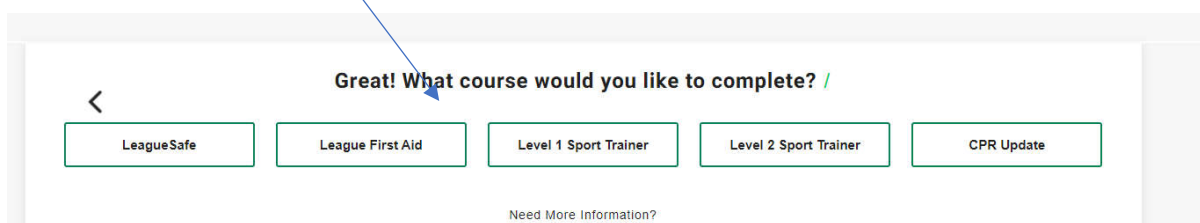
3. Select 'Trainer & Leaguesafe'



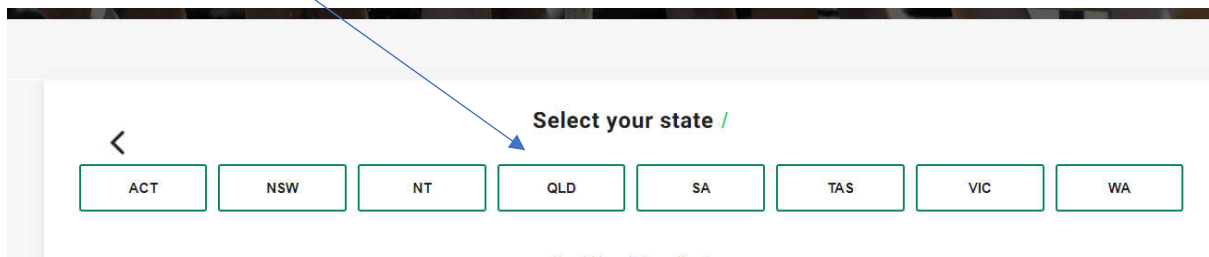
4. Select 'Complete an Accredited Course'



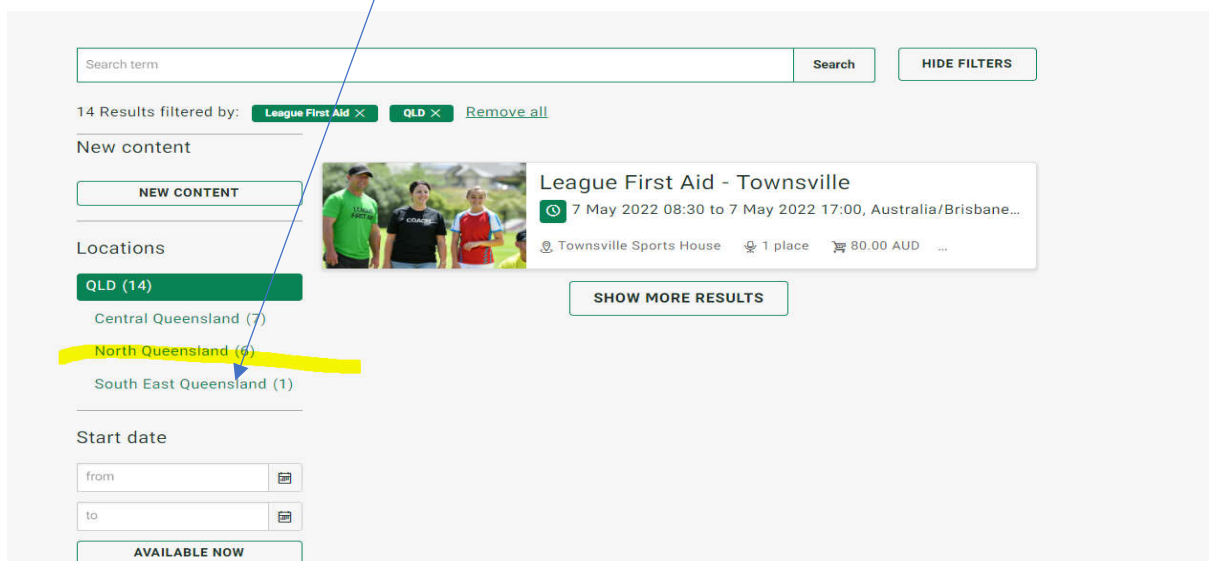
5. Select which course



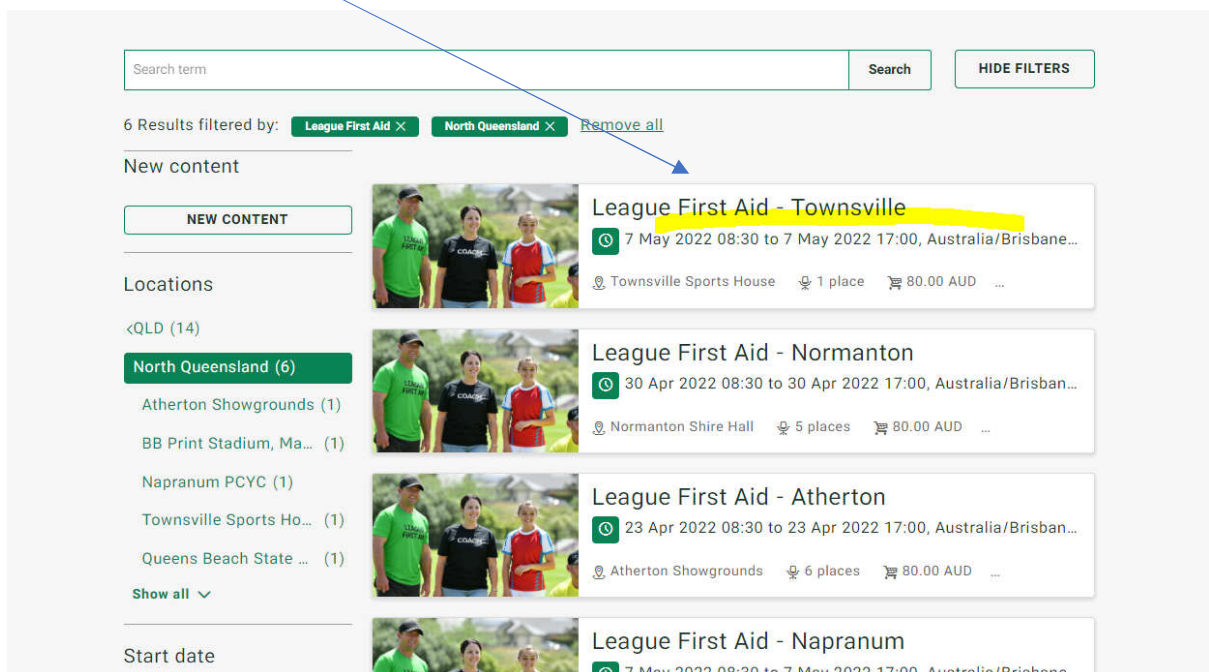
6. Select the State



7. Select North Queensland Catalogue



8. Select which Course



9. Select 'Apply for RPL'



Course starts

12 Months

Available before the start

7 May 2022 17:00

Course ends

12 Months

Available after the end

AEST (UTC+10:00)

🕒 Local time

1 place

Available places

**Townsville Sports
House, North Ward
(QLD / Australia)**

Location

80.00 AUD

Price including GST

ENROL

APPLY FOR RPL

PURCHASE VOUCHERS

10. Click on Learn More

Please select from one of the below types of RPL for an NRL Safety Education course. Once the form is received, it will be assessed, and information will be provided to the candidate on the next steps.

It is important to **avoid directly enrolling in a course**; the application should be completed first.



RPL

If you have Provide First aid and CPR apply here

LEARN MORE



Allied Health RPL

If you are an Allied Health Professional you can apply for RPL here

LEARN MORE

11. Enter in your information and attach 'CPR & First Aid Certificate', Click Submit

equivalency can be approved.

RPL and Equivalency Application

What course are you applying for? *

Do you know what course you want to attend? *

First Name *

Surname *

D.O.B (DD/MM/YYYY) *

Email Address *

- Someone from Play Rugby League will send you through an email with the next steps to follow. You will either receive an email with online course to complete for the NRL side of training or you will need to attend some type of face – face course, however, it will be minimal hours.